

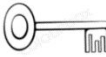









Progression of Enquiry Skills from EYFS to Upper KS2

Symbol	EYFS	KS1	Lower KS2	Upper KS2
	Show curiosity about objects, events and people. Questions why things happen.	Explore the world around them and raise their own simple questions.	Raise their own relevant questions about the world around them.	Use their science experiences to explore ideas and raise different kinds of questions.
	Engage in open ended activity.	Experience different types of science enquiries, including practical activities.	Should be given a range of scientific experiences including different types of science enquiries to answer questions.	Talk about how scientific ideas have developed over time.
	Take a risk, engage in new experiences and learn by trial and error.	Begin to recognise different ways in which they might answer scientific questions.	Start to make own decisions about the most appropriate type of scientific enquiry they might use to answer questions.	Select and plan the most appropriate type of scientific enquiry to use to answer scientific questions.
	Find ways to solve problems. Find new ways to do things. Test their ideas.	Carry out simple tests.	Set up simple practical enquiries, comparative and fair tests. Recognise when a simple fair test is necessary and help to decide how to set it up.	Recognise when and how to set up comparative and fair tests and explain which variables need to be controlled and why.
	Develop ideas of grouping, sequences, cause and effect. Know about similarities and differences in relation to places, objects, materials and living things.	Use simple features to compare objects, materials and living things and, with help, decide how to sort and group them (identifying and classifying).	Talk about criteria for grouping, sorting and classifying. Use simple keys.	Use and develop keys and other information records to identify, classify and describe living things and materials, and identify patterns that might be found in the natural environment.
	Comments and asks questions about aspects of their familiar world such as the place where they live or the natural world.	Ask people questions and use simple secondary sources to find answers.	Recognise when and how secondary sources might help the to answer questions that cannot be answered through practical investigations.	Recognise which secondary sources will be most useful to research their ideas and begin to separate opinion from fact.
	Closely observes what animals, people and vehicles do. Use senses to explore the world around them.	Observe closely using simple equipment. With help, observe changes over time.	Make systematic and careful observations. Help to make decisions about what observations to make, how long to make them for and the type of simple equipment that might be used.	Make their own decisions about what observations to make, what measurements to use and how long to make them for.
	Make links and notice patterns in their experience.	With guidance, they should begin to notice patterns and relationships.	Begin to look for naturally occurring patterns and relationships and decide what data to collect to identify them.	Look for different causal relationships in their data and identify evidence that refutes or supports their ideas.
	Choose the resources they need for their chosen activities. Handle equipment and tools effectively.	Use simple measurements and equipment to gather data. Eg hand lenses and egg timers.	Take accurate measurements using standard units. Learn how to use a range of (new) equipment, such as data loggers / thermometers appropriately.	Choose the most appropriate equipment to make measurements with increasing precision and explain how to use it accurately. Take repeat measurements where appropriate.
	Create simple representations of events, people and objects.	Record simple data.	Collect and record data from their observations and measurements in a variety of ways: notes, bar charts, tables, standard units, drawings, labelled diagrams, keys to help to make decisions about how to analyse this data.	Decide how to record data and results of increasing complexity from a choice of familiar approaches: diagrams and labels, classification keys, tables, scatter graphs, bar and line graphs.
	Answer how and why questions about their experiences. Make observations of animals and plants and explain why some things occur, and talk about changes.	Use their observations and ideas to suggest answers to questions. Talk about what they have found out and how they found it out.	With help, pupils should look for changes, patterns, similarities and differences in their data in order to draw simple conclusions and answer questions.	Identify scientific evidence that has been used to support or refute ideas or arguments.
	Develop their own narratives and explanations by connecting ideas or events.	With help. They should record and communicate their findings in a range of ways and begin to use simple scientific language.	Use relevant simple scientific language to discuss their ideas and communicate their findings in ways that are appropriate for different audiences, including oral and written	Use relevant scientific language and illustrations to discuss, communicate and justify their ideas, use oral and written forms such as displays and presentations to report conclusions,

Progression of Enquiry Skills from EYFS to Upper KS2

	<i>Builds up vocabulary that reflects the breadth of their experience.</i>		<i>explanations, displays or presentations of results and conclusions.</i>	<i>causal relationships and explanations of degree of trust in results.</i>
			<i>With support, they should identify new questions arising from the data, making predictions for new values within or beyond the data they have collected and finding new ways of improving what they have already done.</i>	<i>Use their results to make predictions and identify when further observations, comparative and fair tests might be needed.</i>